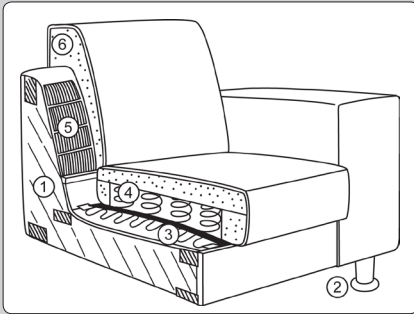


# HEIDELBERG



Effective: 10/15/2010



- 1. Frame:**  
Consists of hardwood and top-grade 3/4" plywood
- 2. Legs:**  
Standard wooden leg - F 50 (available in all wood finishes)  
Optional metal leg - F 73  
MD - Upholstered swivel base
- 3. Lower suspension:**  
No-sag springs
- 4. Seat:**  
Coil springs encased in high density polyurethane foam and dacron
- 5. Back suspension:**  
Elastic webbing
- 6. Back:**  
High density polyurethane foam and dacron

F 50

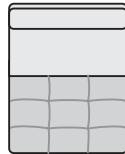


F 73

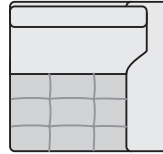


**Additional information:**  
Contrast stitching available.  
Please refer to samples.  
Two-tone combinations available.

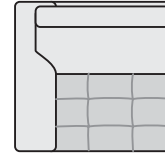
## Sectional pieces:



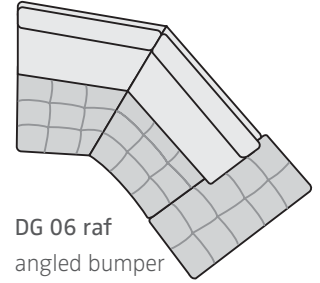
M 058  
armless chair



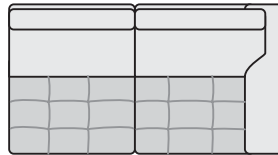
M 068 raf  
one arm chair



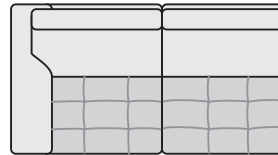
M 078 laf  
one arm chair



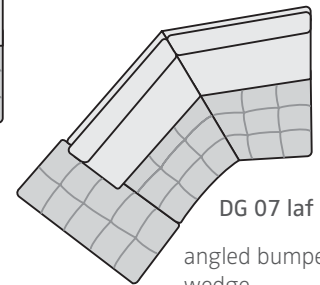
DG 06 raf  
angled bumper  
wedge



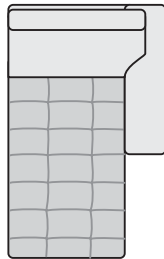
P 06 raf  
one arm sofa



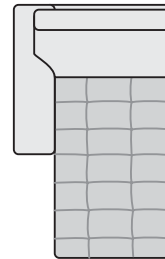
P 07 laf  
one arm sofa



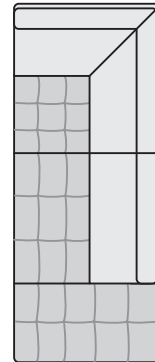
DG 07 laf  
angled bumper  
wedge



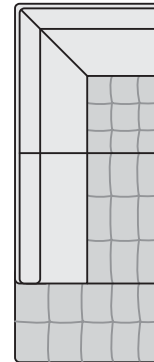
K 06 raf  
one arm chaise



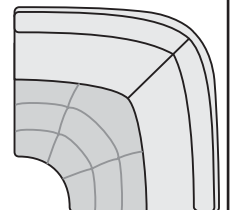
K 07 laf  
one arm chaise



EG 06 raf  
bumper wedge

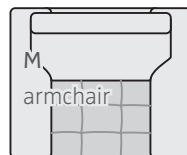


EG 07 laf  
bumper wedge

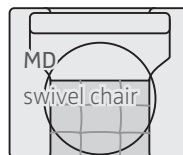


D  
wedge

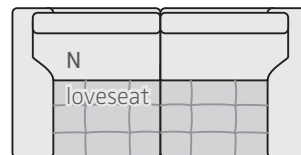
## Sectional pieces:



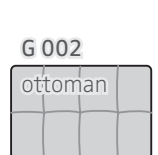
M  
armchair



MD  
swivel chair



N  
loveseat



G 002  
ottoman



P  
sofa



P 002  
large sofa

All measurements are approximate:  
width/depth/  
height/seat height.  
Line drawings are in 1/4" scale.